

Global LEI Data Quality Report | February 2024



Summary

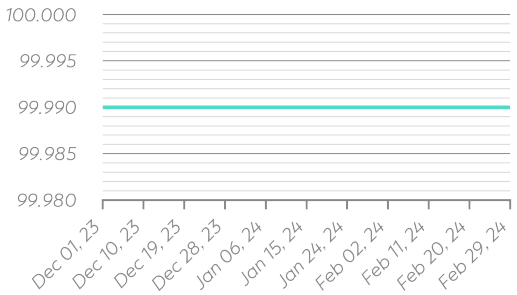
Key Metrics

- 99.99** ● +/-0
Average Total Data Quality Score (TDQS) compared to the previous month
- 55%** ▲ +1%
LEI Issuers Achieving Maturity Level 2 compared to the previous month
- 37 days** ▼ +13 days
Average Days to Close a Challenge compared to the previous month

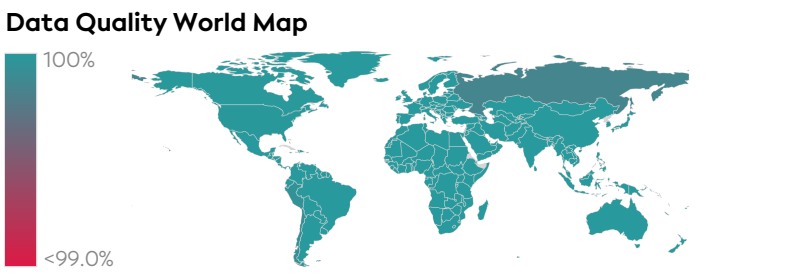
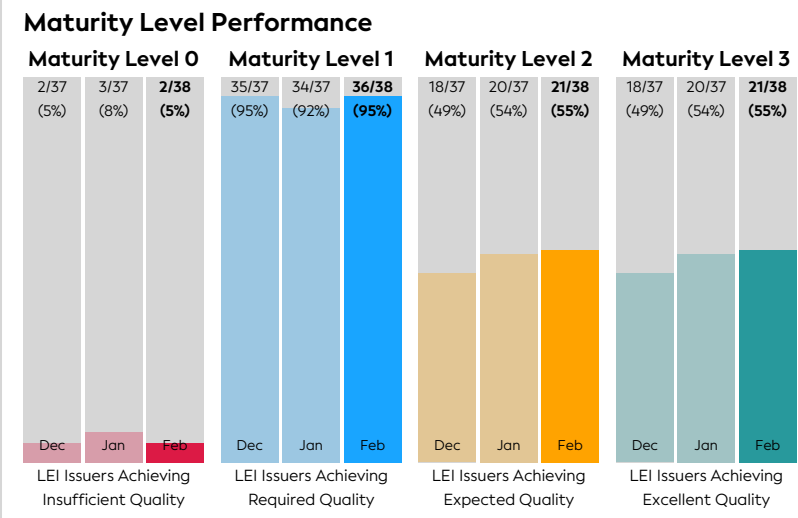
Highlights

In February, the Total Data Quality Score remained stable at 99.99%, reflecting consistent performance in maintaining high data standards. The number of overall check failures decreased to 203 in total (compared to 412 as per end of January), and the quality criteria of Validity, Integrity, and Timeliness exhibited noticeable improvements. Over the past month, more than 6,200 challenge items were resolved, representing a solid 36% increase from the previous period. As LEI issuers address accumulated challenges, a slight increase in the Average Days to Close a Challenge can be observed, now standing at 37 days.

Total Data Quality Score Trend



Details



Data Quality Criteria

Quality Criterion (No. of Checks)	Data Quality Score (DQS) Trend (Dec - Feb)	Avg. DQS	Avg. Number of Check Failures
Accessibility (11)		99.99	1 (<0.01%)
Accuracy (12)		99.99	34 (<0.01%)
Completeness (9)		99.99	13 (<0.01%)
Comprehensiveness (10)		99.99	3 (<0.01%)
Consistency (23)		99.99	85 (<0.01%)
Currency (1)		99.99	<1 (<0.01%)
Integrity (23)		99.98	63 (<0.01%)
Provenance (10)		99.99	83 (<0.01%)
Representation (7)		99.95	18 (<0.01%)
Timeliness (2)		100.00	0 (0.00%)
Uniqueness (7)		99.99	15 (<0.01%)
Validity (27)		99.97	38 (<0.01%)

Statistics

Totals	Values
Total LEI Records	2,574,925 (+0.88%)
Active Entities Managed	2,442,346 (+0.74%)
New Issued LEIs	22,531 (+12.25%)
Renewed LEIs	103,269 (-21.25%)
Lapsed LEIs	1,005,085 (+1.72%)
Countries	231 (+/-0.00%)
LEI Issuers	38 (+2.70%)

LEIs with	Values
Parent Relationships	125,073 (+0.29%)
Complete Parent Information	2,372,560 (+0.87%)
Fund Relationships	131,283 (+0.62%)

Marked Duplicates	Values
Total LEIs	5,653 (+0.09%)
Total LEIs in Percentage	<1% (-0.81%)
New Marked LEIs	5 (+/-0.00%)

Challenges	Values
New Challenges	4,466 (-5.14%)
Closed Challenges	6,261 (+36.64%)
Closed Challenges with Update	3,880 (+14.35%)
Avg. Days to Close a Challenge	37 (+53.12%)

Top 5 Failing Checks

Check ID	Avg. Number of Check Failures	No. of LEI Issuers	LEI Issuers with Highest Failure Ratio
C000384	52 (-60.61%)	4	Bloomberg
C000276	39 (+62.50%)	3	EQS
C000346	39 (+56.00%)	3	EQS
C000382	30 (-62.50%)	5	Bloomberg
C000253	24 (-73.63%)	14	NSD, Russia

DISCLAIMER: All figures of this Global LEI Data Quality Report are derived from the following sources: 1) concatenated source files provided by the LEI Issuers 2) daily Data Quality Reports and 3) challenges managed via GLEIF's Challenge Facility. The information mentioned in 1) to 3) relate to the reporting period in scope. The Data Quality Rule Setting used for the generation of this report includes all Data Quality Checks corresponding version(s) that have been effective throughout the reporting period. While every care has been taken in the compilation of this information, GLEIF will not be held responsible for any loss, damage, or inconvenience caused by inaccuracy or error within the Global LEI Data Quality Report. The text and graphic content of the Global LEI Data Quality Report may be used, printed, and distributed ONLY with the copyright information displayed (© Copyright Global Legal Entity Identifier Foundation (GLEIF)).