

Global LEI Data Quality Report | January 2024



Summary

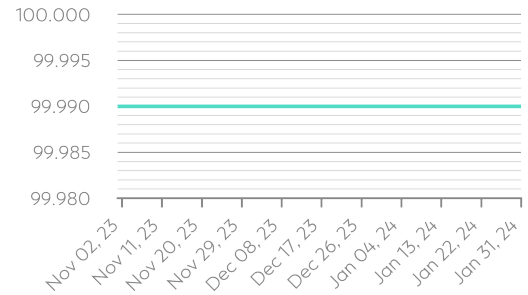
Key Metrics

- 99.99** ● +/-0
Average Total Data Quality Score (TDQS) compared to the previous month
- 54%** ▲ +5%
LEI Issuers Achieving Maturity Level 2 compared to the previous month
- 24 days** ▼ +18 days
Average Days to Close a Challenge compared to the previous month

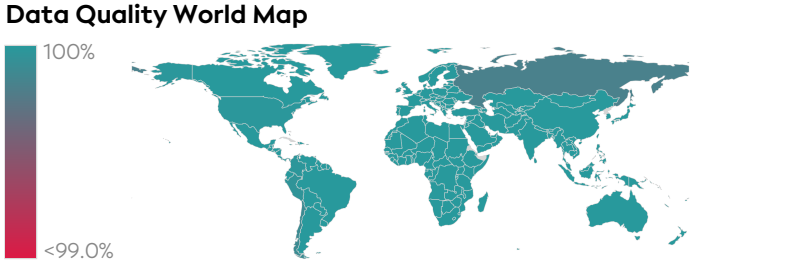
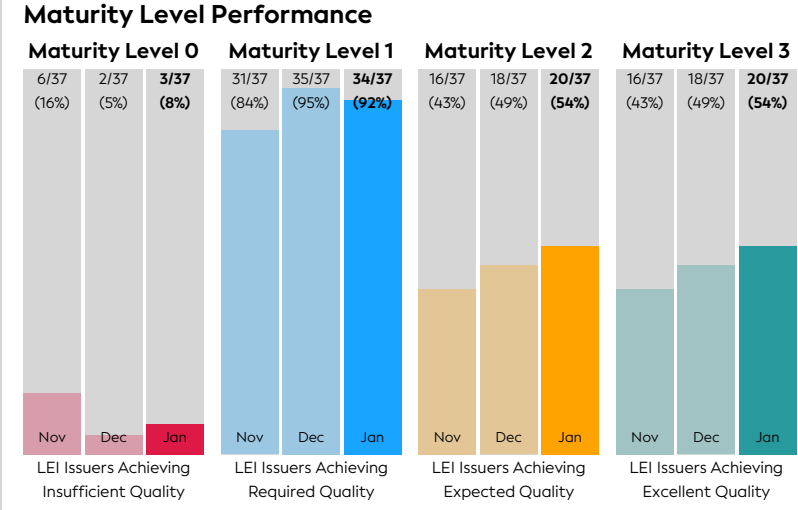
Highlights

The Total Data Quality Score for January remains steady at 99.99. The report indicates enhancements in specific quality criteria, including Validity and Consistency, alongside a reduction in the overall number of failures. The count of LEI issuers attaining Expected and Excellent Data Quality has risen by two organizations compared to the previous reporting period. Despite resolving a substantial number of challenges, there is a backlog of bulk challenges, leading to an increase in the Average Days to Close a Challenge, now standing at 24.

Total Data Quality Score Trend



Details



Data Quality Criteria

Quality Criterion (No. of Checks)	Data Quality Score (DQS) Trend (Nov - Jan)	Avg. DQS	Avg. Number of Check Failures
Accessibility (11)		99.99	3 (<0.01%)
Accuracy (12)		99.99	39 (<0.01%)
Completeness (9)		99.99	17 (<0.01%)
Comprehensiveness (10)		99.99	9 (<0.01%)
Consistency (23)		99.99	278 (<0.01%)
Currency (1)		99.99	1 (<0.01%)
Integrity (23)		99.95	305 (<0.01%)
Provenance (10)		99.99	53 (<0.01%)
Representation (7)		99.93	31 (<0.01%)
Timeliness (2)		99.99	<1 (<0.01%)
Uniqueness (7)		99.99	28 (<0.01%)
Validity (27)		99.92	146 (<0.01%)

Statistics

Totals	Values
Total LEI Records	2,552,394 (+0.79%)
Active Entities Managed	2,424,445 (+0.64%)
New Issued LEIs	20,072 (-0.54%)
Renewed LEIs	131,137 (-7.60%)
Lapsed LEIs	988,081 (+0.98%)
Countries	231 (+/-0.00%)
LEI Issuers	37 (+/-0.00%)

LEIs with	Values
Parent Relationships	124,717 (+0.09%)
Complete Parent Information	2,352,040 (+0.75%)
Fund Relationships	130,474 (+0.58%)

Marked Duplicates	Values
Total LEIs	5,648 (+0.09%)
Total LEIs in Percentage	<1% (-0.67%)
New Marked LEIs	5 (-54.55%)

Challenges	Values
New Challenges	4,708 (+55.38%)
Closed Challenges	4,582 (+108.08%)
Closed Challenges with Update	3,393 (+148.03%)
Avg. Days to Close a Challenge	24 (+268.91%)

Top 5 Failing Checks

Check ID	Avg. Number of Check Failures	No. of LEI Issuers	LEI Issuers with Highest Failure Ratio
CO00256	140 (-20.45%)	1	Bloomberg
CO00384	132 (-14.29%)	2	Bloomberg
CO00253	91 (+49.18%)	15	PRH
CO00382	80 (-21.57%)	6	Bundesanzeiger Verlag
CO00247	72 (+63.64%)	9	PRH

DISCLAIMER: All figures of this Global LEI Data Quality Report are derived from the following sources: 1) concatenated source files provided by the LEI Issuers 2) daily Data Quality Reports and 3) challenges managed via GLEIF's Challenge Facility. The information mentioned in 1) to 3) relate to the reporting period in scope. The Data Quality Rule Setting used for the generation of this report includes all Data Quality Checks corresponding version(s) that have been effective throughout the reporting period. While every care has been taken in the compilation of this information, GLEIF will not be held responsible for any loss, damage, or inconvenience caused by inaccuracy or error within the Global LEI Data Quality Report. The text and graphic content of the Global LEI Data Quality Report may be used, printed, and distributed ONLY with the copyright information displayed (© Copyright Global Legal Entity Identifier Foundation (GLEIF)).