

Global LEI Data Quality Report | March 2024



Summary

Key Metrics

99.99 ● +/-0
Average Total Data Quality Score (TDQS) compared to the previous month

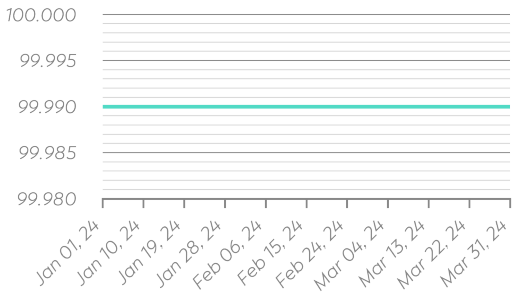
61% ▲ +6%
LEI Issuers Achieving Maturity Level 2 compared to the previous month

33 days ▲ -4 days
Average Days to Close a Challenge compared to the previous month

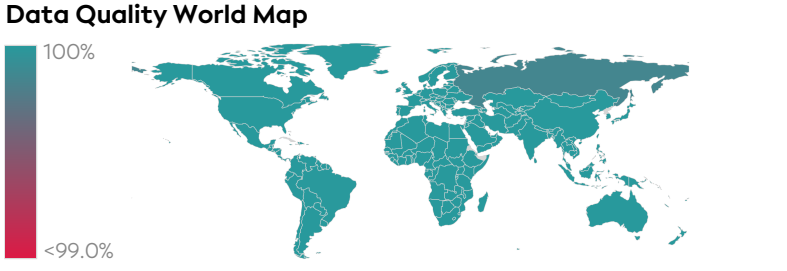
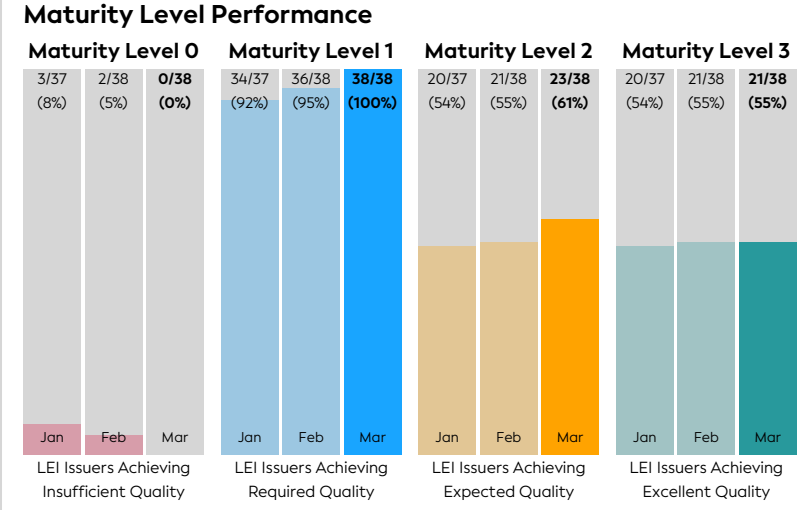
Highlights

In March, the Total Data Quality Score stayed at 99.99%, demonstrating a steady performance. The total number of check failures has reduced to 86, significantly enhancing Validity and Integrity quality criteria. The LEI issuers obtaining Required and Expected Data Quality has improved by two organizations compared to the previous reporting period, while Excellent remained steady. Moreover, the Average Days to Close a Challenge has been reduced to 33 days, as LEI issuers remain committed to resolving outstanding challenges from earlier times.

Total Data Quality Score Trend



Details



Data Quality Criteria

Quality Criterion (No. of Checks)	Data Quality Score (DQS) Trend (Jan - Mar)	Avg. DQS	Avg. Number of Check Failures
Accessibility (11)		99.99	1 (<0.01%)
Accuracy (12)		99.99	14 (<0.01%)
Completeness (9)		99.99	8 (<0.01%)
Comprehensiveness (10)		99.99	2 (<0.01%)
Consistency (23)		99.99	25 (<0.01%)
Currency (1)		99.99	<1 (<0.01%)
Integrity (23)		99.99	3 (<0.01%)
Provenance (10)		99.99	33 (<0.01%)
Representation (7)		99.95	16 (<0.01%)
Timeliness (2)		100.00	0 (0.00%)
Uniqueness (7)		99.99	7 (<0.01%)
Validity (27)		99.99	6 (<0.01%)

Statistics

Totals	Values
Total LEI Records	2,598,677 (+0.92%)
Active Entities Managed	2,462,586 (+0.83%)
New Issued LEIs	23,752 (+5.42%)
Renewed LEIs	99,113 (-4.02%)
Lapsed LEIs	1,011,327 (+0.62%)
Countries	231 (+/-0.00%)
LEI Issuers	38 (+/-0.00%)

LEIs with	Values
Parent Relationships	125,528 (+0.36%)
Complete Parent Information	2,395,311 (+0.96%)
Fund Relationships	132,221 (+0.71%)

Marked Duplicates	Values
Total LEIs	5,706 (+0.94%)
Total LEIs in Percentage	<1% (+0.05%)
New Marked LEIs	53 (+960.00%)

Challenges	Values
New Challenges	2,665 (-40.33%)
Closed Challenges	3,480 (-44.42%)
Closed Challenges with Update	2,030 (-47.68%)
Avg. Days to Close a Challenge	33 (-11.66%)

Top 5 Failing Checks

Check ID	Avg. Number of Check Failures	No. of LEI Issuers	LEI Issuers with Highest Failure Ratio
CO00429	13 (+/-0.00%)	2	EQS
CO00276	13 (-66.67%)	3	EQS
CO00346	13 (-66.67%)	3	EQS
CO00291	10 (-37.50%)	6	EQS
CO00243	8 (-38.46%)	11	Federal Statistical Office

DISCLAIMER: All figures of this Global LEI Data Quality Report are derived from the following sources: 1) concatenated source files provided by the LEI Issuers 2) daily Data Quality Reports and 3) challenges managed via GLEIF's Challenge Facility. The information mentioned in 1) to 3) relate to the reporting period in scope. The Data Quality Rule Setting used for the generation of this report includes all Data Quality Checks corresponding version(s) that have been effective throughout the reporting period. While every care has been taken in the compilation of this information, GLEIF will not be held responsible for any loss, damage, or inconvenience caused by inaccuracy or error within the Global LEI Data Quality Report. The text and graphic content of the Global LEI Data Quality Report may be used, printed, and distributed ONLY with the copyright information displayed (© Copyright Global Legal Entity Identifier Foundation (GLEIF)).