

Global LEI Data Quality Report | August 2024



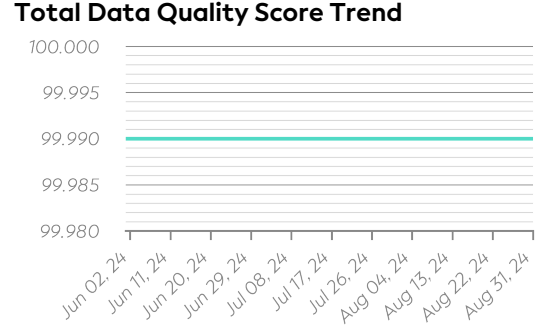
Summary

Key Metrics

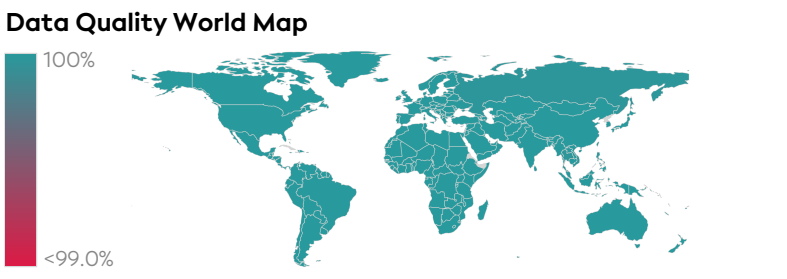
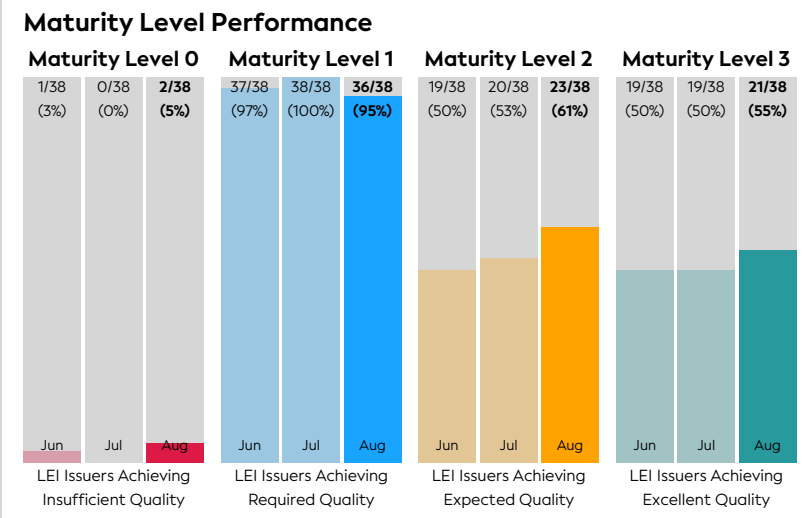
- 99.99** ● +/-0
Average Total Data Quality Score (TDQS) compared to the previous month
- 61%** ▲ +8%
LEI Issuers Achieving Maturity Level 2 compared to the previous month
- 14 days** ▲ -18 days
Average Days to Close a Challenge compared to the previous month

Highlights

The Total Data Quality Score for August maintained an exceptional 99.99%, reflecting continued excellence in performance. This achievement was accompanied by a notable reduction in check failures, which decreased to 129 by the end of the month. Additionally, the number of LEI issuers achieving Expected and Excellent Data Quality increased compared to the previous period. Moreover, the Average Days to Close a Challenge was significantly reduced to 14 days, highlighting a more streamlined and efficient resolution process.



Details



Data Quality Criteria

Quality Criterion (No. of Checks)	Data Quality Score (DQS) Trend (Jun - Aug)	Avg. DQS	Avg. Number of Check Failures
Accessibility (11)		99.99	2 (<0.01%)
Accuracy (12)		99.99	16 (<0.01%)
Completeness (9)		99.99	24 (<0.01%)
Comprehensiveness (10)		99.99	5 (<0.01%)
Consistency (23)		99.99	39 (<0.01%)
Currency (1)		99.99	<1 (<0.01%)
Integrity (23)		99.99	2 (<0.01%)
Provenance (10)		99.99	7 (<0.01%)
Representation (7)		99.98	6 (<0.01%)
Timeliness (2)		100.00	0 (0.00%)
Uniqueness (7)		99.99	7 (<0.01%)
Validity (27)		99.99	3 (<0.01%)

Statistics

Totals	Values
Total LEI Records	2,711,644 (+0.81%)
Active Entities Managed	2,554,376 (+0.68%)
New Issued LEIs	21,677 (-3.67%)
Renewed LEIs	94,702 (+16.39%)
Lapsed LEIs	1,030,195 (+0.09%)
Countries	231 (+/-0.00%)
LEI Issuers	38 (+/-0.00%)

LEIs with	Values
Parent Relationships	128,818 (+0.45%)
Complete Parent Information	2,500,496 (+0.78%)
Fund Relationships	135,996 (+0.54%)

Marked Duplicates	Values
Total LEIs	5,890 (+0.75%)
Total LEIs in Percentage	<1% (-0.05%)
New Marked LEIs	44 (+144.44%)

Challenges	Values
New Challenges	3,744 (-65.05%)
Closed Challenges	6,254 (-12.15%)
Closed Challenges with Update	4,794 (-4.43%)
Avg. Days to Close a Challenge	14 (-54.53%)

Top 5 Failing Checks

Check ID	Avg. Number of Check Failures	No. of LEI Issuers	LEI Issuers with Highest Failure Ratio
CO00243	23 (+15.00%)	16	NSD, Russia
CO00291	21 (-25.00%)	17	GS1 Mexico
CO00253	11 (-65.62%)	10	NSD, Russia
CO00402	8 (-11.11%)	1	EQS
CO00429	5 (+/-0.00%)	3	EQS

DISCLAIMER: All figures of this Global LEI Data Quality Report are derived from the following sources: 1) concatenated source files provided by the LEI Issuers 2) daily Data Quality Reports and 3) challenges managed via GLEIF's Challenge Facility. The information mentioned in 1) to 3) relate to the reporting period in scope. The Data Quality Rule Setting used for the generation of this report includes all Data Quality Checks corresponding version(s) that have been effective throughout the reporting period. While every care has been taken in the compilation of this information, GLEIF will not be held responsible for any loss, damage, or inconvenience caused by inaccuracy or error within the Global LEI Data Quality Report. The text and graphic content of the Global LEI Data Quality Report may be used, printed, and distributed ONLY with the copyright information displayed (© Copyright Global Legal Entity Identifier Foundation (GLEIF)).