

Global LEI Data Quality Report | December 2023



Summary

Key Metrics

99.99 ● +/-0
Average Total Data Quality Score (TDQS) compared to the previous month

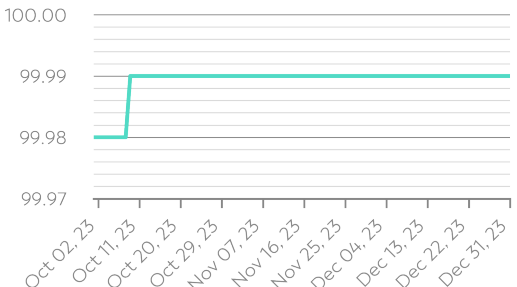
49% ▲ +6%
LEI Issuers Achieving Maturity Level 2 compared to the previous month

6 days ▲ -4 days
Average Days to Close a Challenge compared to the previous month

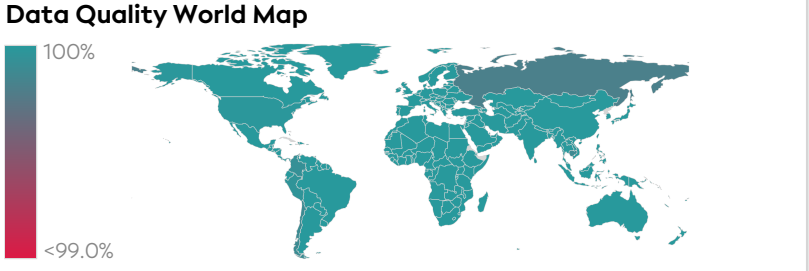
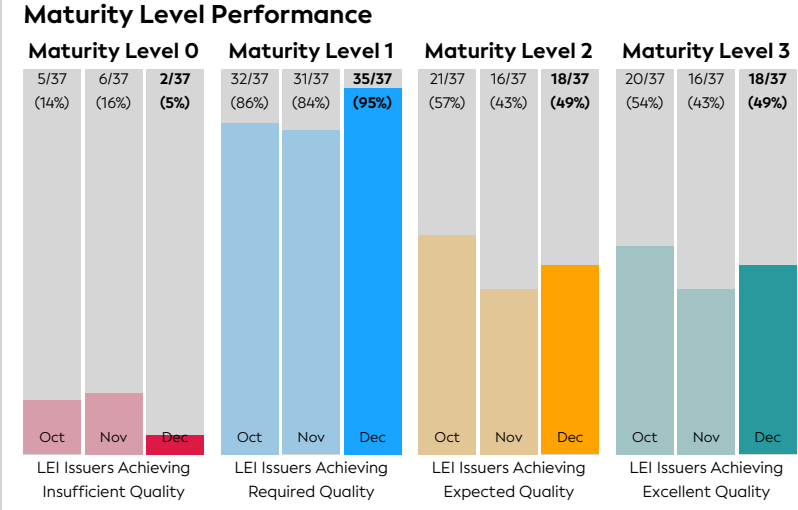
Highlights

In December 2023, the Total Data Quality Score held steady at 99.99, reflecting a stable performance. Notably, 35 out of 37 LEI issuers achieved the Required Data Quality. Meanwhile, 18 LEI issuers consistently met all requirements for Expected and Excellent Data Quality. 2023 shows an improvement of 0.03 in Average Total Data Quality (99.96), with stable Maturity Levels. Introducing the extended Challenge Facility enhanced the handling of bulk challenges and automated the processing of external data for legal entity events. While increasing processing time, it ultimately elevated the accuracy and timeliness of LEI data.

Total Data Quality Score Trend



Details



Data Quality Criteria

Quality Criterion (No. of Checks)	Data Quality Score (DQS) Trend (Oct - Dec)	Avg. DQS	Avg. Number of Check Failures
Accessibility (11)		99.99	2 (<0.01%)
Accuracy (12)		99.99	30 (<0.01%)
Completeness (9)		99.99	20 (<0.01%)
Comprehensiveness (10)		99.98	43 (<0.01%)
Consistency (23)		99.98	433 (<0.01%)
Currency (1)		99.99	<1 (<0.01%)
Integrity (23)		99.95	377 (<0.01%)
Provenance (10)		99.99	27 (<0.01%)
Representation (7)		99.92	74 (<0.01%)
Timeliness (2)		100.00	0 (0.00%)
Uniqueness (7)		99.99	34 (<0.01%)
Validity (27)		99.89	172 (<0.01%)

Statistics

Totals	Values
Total LEI Records	2,532,322 (+0.80%)
Active Entities Managed	2,409,003 (+0.71%)
New Issued LEIs	20,180 (-1.72%)
Renewed LEIs	141,928 (-1.15%)
Lapsed LEIs	978,481 (+1.90%)
Countries	231 (+/-0.00%)
LEI Issuers	37 (+/-0.00%)

LEIs with	Values
Parent Relationships	124,600 (+0.29%)
Complete Parent Information	2,334,498 (+0.82%)
Fund Relationships	129,722 (+1.24%)

Marked Duplicates	Values
Total LEIs	5,643 (+0.20%)
Total LEIs in Percentage	<1% (-0.62%)
New Marked LEIs	11 (-67.65%)

Challenges	Values
New Challenges	3,030 (+1.78%)
Closed Challenges	2,202 (-49.76%)
Closed Challenges with Update	1,368 (-48.12%)
Avg. Days to Close a Challenge	6 (-39.30%)

Top 5 Failing Checks

Check ID	Avg. Number of Check Failures	No. of LEI Issuers	LEI Issuers with Highest Failure Ratio
CO00256	176 (-9.74%)	1	Bloomberg
CO00366	171 (-14.50%)	6	Bloomberg
CO00384	154 (-9.94%)	4	Bundesanzeiger Verlag
CO00382	102 (-13.56%)	7	Bundesanzeiger Verlag
CO00326	65 (-)	1	NIFS

DISCLAIMER: All figures of this Global LEI Data Quality Report are derived from the following sources: 1) concatenated source files provided by the LEI Issuers 2) daily Data Quality Reports and 3) challenges managed via GLEIF's Challenge Facility. The information mentioned in 1) to 3) relate to the reporting period in scope. The Data Quality Rule Setting used for the generation of this report includes all Data Quality Checks corresponding version(s) that have been effective throughout the reporting period. While every care has been taken in the compilation of this information, GLEIF will not be held responsible for any loss, damage, or inconvenience caused by inaccuracy or error within the Global LEI Data Quality Report. The text and graphic content of the Global LEI Data Quality Report may be used, printed, and distributed ONLY with the copyright information displayed (© Copyright Global Legal Entity Identifier Foundation (GLEIF)).