

# Global LEI Data Quality Report | June 2024



## Summary

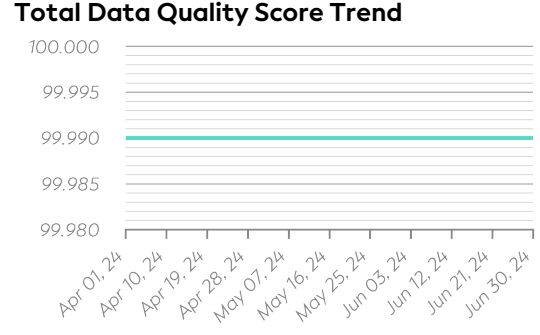
### Key Metrics

- 99.99** Average Total Data Quality Score (TDQS) ● +/-0 compared to the previous month
- 50%** LEI Issuers Achieving Maturity Level 2 ▼ -5% compared to the previous month
- 129 days** Average Days to Close a Challenge ▼ +115 days compared to the previous month

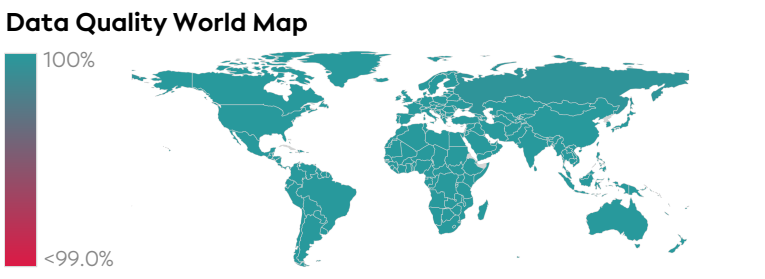
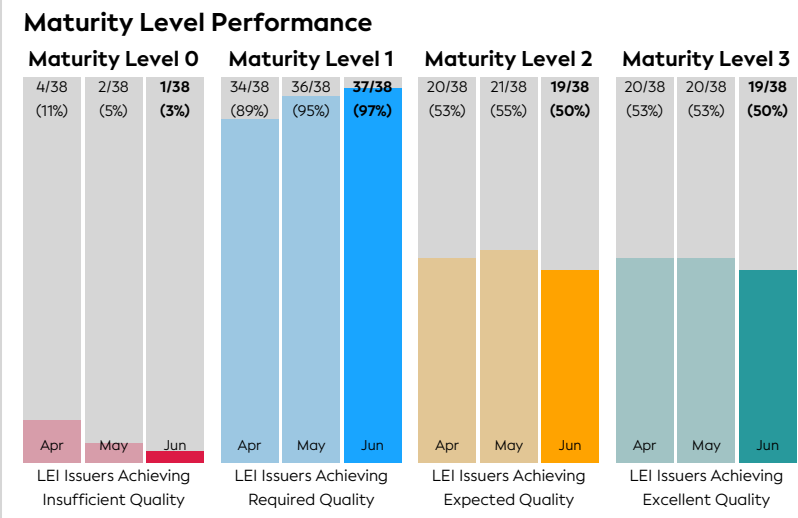
### Highlights

June showcased the LEI management community's dedication to data reliability, maintaining a high Total Data Quality Score of 99.99%, with only 193 check failures on the last day of the month. Moreover, 97% of LEI issuers met Required Quality standards, with half reaching Expected and Excellent Quality levels.

Previously, GLEIF initiated bulk challenges with the LEI issuers to improve relationship information. This period exhibits a significant portion of these challenges resolved, closing 5,604 in total and updating over 4,400 LEI records. The complexity of challenges related to relationship information increased the Average Days to Close a Challenge to 129 days.



## Details



### Data Quality Criteria

Quality Criterion (No. of Checks)	Data Quality Score (DQS) Trend (Apr - Jun)	Avg. DQS	Avg. Number of Check Failures
Accessibility (11)		99.99	3 (<0.01%)
Accuracy (12)		99.99	16 (<0.01%)
Completeness (9)		99.99	11 (<0.01%)
Comprehensiveness (10)		99.99	2 (<0.01%)
Consistency (23)		99.99	53 (<0.01%)
Currency (1)		99.99	1 (<0.01%)
Integrity (23)		99.99	6 (<0.01%)
Provenance (10)		99.99	38 (<0.01%)
Representation (7)		99.98	37 (<0.01%)
Timeliness (2)		100.00	0 (0.00%)
Uniqueness (7)		99.99	7 (<0.01%)
Validity (27)		99.99	2 (<0.01%)

## Statistics

Totals	Values
Total LEI Records	2,667,465 (+0.90%)
Active Entities Managed	2,518,411 (+0.71%)
New Issued LEIs	23,870 (+2.12%)
Renewed LEIs	88,424 (-4.65%)
Lapsed LEIs	1,024,174 (+0.30%)
Countries	231 (+/-0.00%)
LEI Issuers	38 (+/-0.00%)

LEIs with	Values
Parent Relationships	127,703 (+1.13%)
Complete Parent Information	2,460,556 (+0.93%)
Fund Relationships	134,411 (+0.60%)

Marked Duplicates	Values
Total LEIs	5,828 (+0.62%)
Total LEIs in Percentage	<1% (-0.27%)
New Marked LEIs	36 (+157.14%)

Challenges	Values
New Challenges	2,688 (-11.40%)
Closed Challenges	5,604 (+59.11%)
Closed Challenges with Update	4,435 (+101.59%)
Avg. Days to Close a Challenge	129 (+785.25%)

### Top 5 Failing Checks

Check ID	Avg. Number of Check Failures	No. of LEI Issuers	LEI Issuers with Highest Failure Ratio
<a href="#">CO00283</a>	34 (+277.78%)	3	Bundesanzeiger Verlag
<a href="#">CO00253</a>	23 (+27.78%)	13	NSD, Russia
<a href="#">CO00276</a>	18 (+63.64%)	4	EQS
<a href="#">CO00346</a>	18 (+63.64%)	4	EQS
<a href="#">CO00291</a>	15 (+/-0.00%)	21	Depozitarul Central S.A.

DISCLAIMER: All figures of this Global LEI Data Quality Report are derived from the following sources: 1) concatenated source files provided by the LEI Issuers 2) daily Data Quality Reports and 3) challenges managed via GLEIF's Challenge Facility. The information mentioned in 1) to 3) relate to the reporting period in scope. The Data Quality Rule Setting used for the generation of this report includes all Data Quality Checks corresponding version(s) that have been effective throughout the reporting period. While every care has been taken in the compilation of this information, GLEIF will not be held responsible for any loss, damage, or inconvenience caused by inaccuracy or error within the Global LEI Data Quality Report. The text and graphic content of the Global LEI Data Quality Report may be used, printed, and distributed ONLY with the copyright information displayed (© Copyright Global Legal Entity Identifier Foundation (GLEIF)).