

Global LEI Data Quality Report | November 2023



Summary

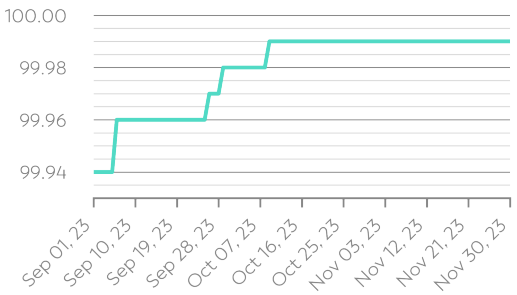
Key Metrics

- 99.99** ● +/-0 compared to the previous month
Average Total Data Quality Score (TDQS)
- 43%** ▼ -14% compared to the previous month
LEI Issuers Achieving Maturity Level 2
- 10 days** ▼ +2 days compared to the previous month
Average Days to Close a Challenge

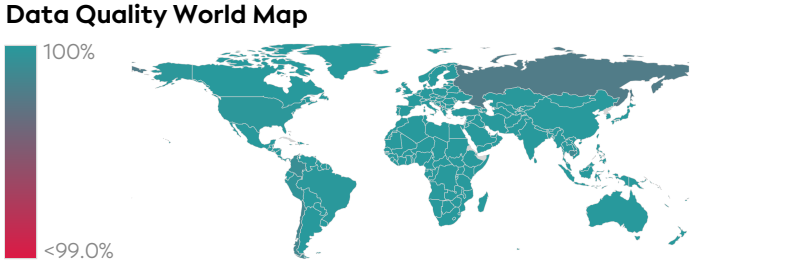
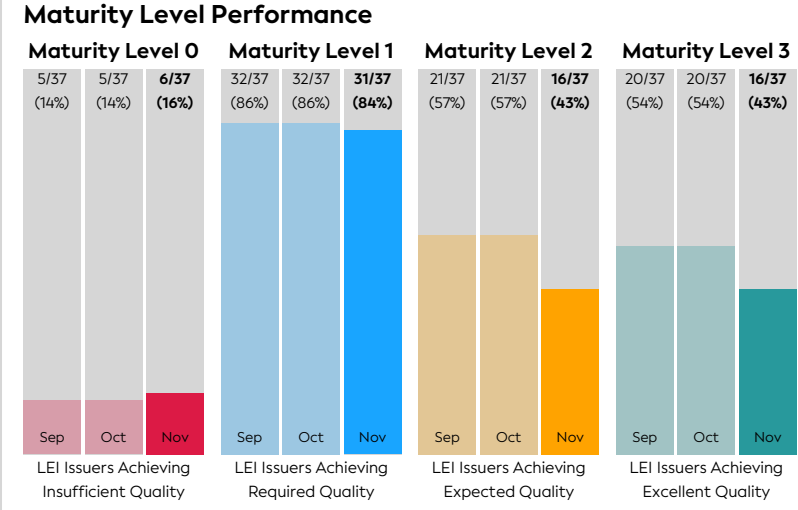
Highlights

The Total Data Quality Score in the reporting period of November remained steady at 99.99. The report shows improvements in multiple individual quality criteria, such as Validity and Comprehensiveness, and the total number of data quality failures was reduced. In comparison to the preceding reporting period, the number of LEI issuers achieving Expected and Excellent Data Quality decreased by five and respective four organizations. Due to the increased number of raised challenges in the past periods and now LEI issuers processing these, the Average Days to Close a Challenge have increased to 10 days.

Total Data Quality Score Trend



Details



Data Quality Criteria

Quality Criterion (No. of Checks)	Data Quality Score (DQS) Trend (Sep - Nov)	Avg. DQS	Avg. Number of Check Failures
Accessibility (11)		99.99	2 (<0.01%)
Accuracy (12)		99.99	72 (<0.01%)
Completeness (9)		99.99	19 (<0.01%)
Comprehensiveness (10)		99.91	209 (<0.01%)
Consistency (23)		99.98	463 (<0.01%)
Currency (1)		99.99	1 (<0.01%)
Integrity (23)		99.94	429 (<0.01%)
Provenance (10)		99.99	39 (<0.01%)
Representation (7)		99.91	45 (<0.01%)
Timeliness (2)		100.00	0 (0.00%)
Uniqueness (7)		99.99	55 (<0.01%)
Validity (27)		99.88	187 (<0.01%)

Statistics

Totals	Values
Total LEI Records	2,512,142 (+0.82%)
Active Entities Managed	2,391,981 (+0.73%)
New Issued LEIs	20,534 (+5.75%)
Renewed LEIs	143,576 (+6.30%)
Lapsed LEIs	960,192 (+1.26%)
Countries	231 (+/-0.00%)
LEI Issuers	37 (+/-0.00%)

LEIs with	Values
Parent Relationships	124,245 (+0.25%)
Complete Parent Information	2,315,424 (+0.84%)
Fund Relationships	128,137 (+0.06%)

Marked Duplicates	Values
Total LEIs	5,632 (+0.61%)
Total LEIs in Percentage	<1% (-0.22%)
New Marked LEIs	34 (+325.00%)

Challenges	Values
New Challenges	2,977 (-67.99%)
Closed Challenges	4,383 (+38.05%)
Closed Challenges with Update	2,637 (+23.57%)
Avg. Days to Close a Challenge	10 (+33.91%)

Top 5 Failing Checks

Check ID	Avg. Number of Check Failures	No. of LEI Issuers	LEI Issuers with Highest Failure Ratio
C000379	204 (-50.96%)	4	GS1 AISBL
C000366	200 (+20.48%)	5	Bloomberg
C000256	195 (-24.71%)	1	Bloomberg
C000384	171 (+11.76%)	5	Bundesanzeiger Verlag
C000382	118 (-59.03%)	6	Bundesanzeiger Verlag

DISCLAIMER: All figures of this Global LEI Data Quality Report are derived from the following sources: 1) concatenated source files provided by the LEI Issuers 2) daily Data Quality Reports and 3) challenges managed via GLEIF's Challenge Facility. The information mentioned in 1) to 3) relate to the reporting period in scope. The Data Quality Rule Setting used for the generation of this report includes all Data Quality Checks corresponding version(s) that have been effective throughout the reporting period. While every care has been taken in the compilation of this information, GLEIF will not be held responsible for any loss, damage, or inconvenience caused by inaccuracy or error within the Global LEI Data Quality Report. The text and graphic content of the Global LEI Data Quality Report may be used, printed, and distributed ONLY with the copyright information displayed (© Copyright Global Legal Entity Identifier Foundation (GLEIF)).